

A woman with her hair in a bun, wearing a maroon lace lingerie set, stands in a kitchen window. The scene is lit with warm, natural light from the window, creating a soft and intimate atmosphere. The background shows greenery outside the window. In the foreground, a white countertop holds a loaf of bread and a knife.

# GORTEKS

LINGERIE

SPRING-SUMMER 2023 COLLECTION





# GORTEKS

LINGERIE

SPRING/SUMMER 2023 COLLECTION





# Amber

Model wears  
AMBER/B3



### AMBER/B1

PUSH-UP BRA B-103

65 B-F, 70 A-F, 75 A-E,  
80 B-D, 85 B-C



### AMBER/B3

HALF-PADDED BRA B-302A

65 E-H, 70 D-H, 75 C-H,  
80 B-H, 85 B-G,  
90 B-F, 95 B-E



### AMBER/B4

PADDED BRA B-402

65 E-H, 70 D-H, 75 C-H,  
80 B-H, 85 B-G,  
90 B-F, 95 B-E



### AMBER/S

THONG

Sizes: 36-46



### AMBER/F

PANTY

Sizes: 36-48





Angel

Model wears  
ANGEL/B3



**ANGEL/B2**

SOFT BRA B-239

65 E-J, 70 D-L, 75 C-L,  
80 B-L, 85 B-L, 90 B-L,  
95 B-K, 100 D-J



**ANGEL/B3**

HALF-PADDED BRA B-309

65 E-J, 70 D-L, 75 C-L,  
80 B-L, 85 B-L, 90 B-L,  
95 B-K, 100 D-J



**ANGEL/S**

THONG

Sizes: 36-52



**ANGEL/F**

PANTY

Sizes: 36-52





Model wears  
ANGEL/B2 and ANGEL/S



Model wears  
CHELSEA/B2 and CHELSEA/S





Calma

Model wears  
CALMA/B3 and CALMA/F



**CALMA/B1**

PUSH-UP BRA B-103

65 B-F, 70 A-F, 75 A-E,  
80 B-D, 85 B-C



**CALMA/B3**

HALF-PADDED BRA B-302A

65 E-H, 70 D-H, 75 C-H,  
80 B-H, 85 B-G,  
90 B-F, 95 B-E



**CALMA/S**

THONG

Sizes: 36-46



**CALMA/F**

PANTY

Sizes: 36-48





# Chelsea

Model wears  
CHELSEA/B4 and CHELSEA/F



## CHELSEA/B2

SOFT BRA B-203

65 B-F, 70 A-F, 75 A-E,  
80 B-D, 85 B-C



## CHELSEA/B3

HALF-PADDED BRA B-302A

65 E-H, 70 D-H, 75 C-H,  
80 B-H, 85 B-G,  
90 B-F, 95 B-E



## CHELSEA/B4

PADDED BRA B-406

65 E-H, 70 D-H, 75 C-H,  
80 B-H, 85 B-G,  
90 B-F, 95 B-E



## CHELSEA/S

THONG

Sizes: 36-46



## CHELSEA/F

PANTY

Sizes: 36-48





Model wears  
CALMA/B3 and CALMA/F



Model wears  
COCO/B2, COCO/S and COCO/PPW





COCO

Model wears  
COCO/B2, COCO/S and COCO/PPW



**COCO/B2**

SOFT BRA B-210

65 B-F, 70 A-F, 75 A-E

80 B-D, 85 B-C



**COCO/S**

THONG

Sizes: 36-42



**COCO/F**

PANTY

Sizes: 36-42



**COCO/PPW**

GARTER BELT

Sizes: 36-42





Gabi

Model wears

GABI/B2 V1 and GABI/F



**GABI/B2 V1**

SOFT BRA B-208

65 E-H, 70 D-H, 75 C-H,  
80 B-H, 85 B-C,  
90 B-F, 95 B-E



**GABI/B2 V2**

SOFT BRA B-209

65 E-J, 70 D-L, 75 C-L,  
80 B-L, 85 B-L, 90 B-L,  
95 B-K, 100 D-J



**GABI/F**

PANTY

Sizes: 36-52



**GABI/FW**

HIGH WAIST PANTY

Sizes: 36-52





Gwen

Model wears  
GWEN/B4 and GWEN/F



**GWEN/B2**

SOFT BRA B-203

65 B-F, 70 A-F, 75 A-E,  
80 B-D, 85 B-C



**GWEN/B4**

PADDED BRA B-407

65 E-H, 70 D-H, 75 C-H,  
80 B-H, 85 B-G,  
90 B-F, 95 B-E



**GWEN/S**

THONG

Sizes: 36-46



**GWEN/F**

PANTY

Sizes: 36-48



**GWEN/PPW**

GARTER BELT

Sizes: 36-48





Model wears  
GWEN/B4



Model wears  
HARLOW/B1 and HARLOW/F





Harlow

Model wears  
HARLOW/B1 and HARLOW/F



**HARLOW/B1**  
PUSH-UP BRA B-103

65 B-F, 70 A-F, 75 A-E,  
80 B-D, 85 B-C



**HARLOW/B2**  
SOFT BRA B-204A

65 B-F, 70 A-F, 75 A-E,  
80 B-D, 85 B-C



**HARLOW/B4**  
PADDED BRA B-402

65 E-H, 70 D-H, 75 C-H,  
80 B-H, 85 B-G,  
90 B-F, 95 B-E



**HARLOW/S**  
THONG

Sizes: 36-46



**HARLOW/F**  
PANTY

Sizes: 36-48





Holly

Model wears  
HOLLY/B3 and HOLLY/F



**HOLLY/B1**

PUSH-UP BRA B-103

65 B-F, 70 A-F, 75 A-E,  
80 B-D, 85 B-C



**HOLLY/B3**

HALF-PADDED BRA B-301

65 E-H, 70 D-H, 75 C-H,  
80 B-H, 85 B-G,  
90 B-F, 95 B-E



**HOLLY/F**

PANTY

Sizes: 36-48



**HOLLY/FW**

HIGH WAIST PANTY

Sizes: 36-48





Lara

Model wears  
LARA/B4 and LARA/FW



**LARA/B2**

SOFT BRA B-203

65 B-F, 70 A-F, 75 A-E,  
80 B-D, 85 B-C



**LARA/B4**

PADDED BRA B-406

65 E-H, 70 D-H, 75 C-H,  
80 B-H, 85 B-G,  
90 B-F, 95 B-E



**LARA/S**

THONG

Sizes: 36-46



**LARA/F**

PANTY

Sizes: 36-48



**LARA/FW**

HIGH WAIST PANTY

Sizes: 36-48





# Mable

Models wear  
MABLE/B2 and MABLE/F,  
MABLE/B1 and MABLE/S



**MABLE/B1**  
PUSH-UP BRA B-103

65 B-F, 70 A-F, 75 A-E,  
80 B-D, 85 B-C



**MABLE/B2**  
SOFT BRA B-239

65 E-J, 70 D-L, 75 C-L,  
80 B-L, 85 B-L, 90 B-L,  
95 B-K, 100 D-J



**MABLE/B3**  
HALF-PADDED BRA B-309

65 E-J, 70 D-L, 75 C-L,  
80 B-L, 85 B-L, 90 B-L,  
95 B-K, 100 D-J



**MABLE/S**  
THONG

Sizes: 36-52



**MABLE/F**  
PANTY

Sizes: 36-52





Model wears  
MABLE/B2 and MABLE/F



Model wears  
AMBER/B3 and AMBER/F





Pamela

Model wears  
PAMELA/B2 and PAMELA/F



**PAMELA/B2**

SOFT BRA B-201

65 C-H, 70 B-H, 75 B-H,  
80 B-H, 85 B-H, 90 B-H,  
95 B-G, 100 D-F



**PAMELA/B3**

HALF-PADDED BRA B-301

65 C-H, 70 B-H, 75 B-H,  
80 B-H, 85 B-H, 90 B-H,  
95 B-G, 100 D-F



**PAMELA/S**

THONG

Sizes: 36-46



**PAMELA/S**

THONG

Sizes: 36-46



**PAMELA/F**

PANTY

Sizes: 36-48



**PAMELA/F**

PANTY

Sizes: 36-48





Zara

Models wear  
ZARA/B4 and ZARA/FW,  
ZARA/B1 and ZARA/S



**ZARA/B1**

PUSH-UP BRA B-108

65 B-F, 70 A-F, 75 A-E,  
80 B-D, 85 B-C



**ZARA/B2 V1**

SOFT BRA B-229

65 E-J, 70 D-L, 75 C-L,  
80 B-L, 85 B-L, 90 B-L,  
95 B-K, 100 D-J



**ZARA/B2 V2**

SOFT BRA B-209

65 E-J, 70 D-L, 75 C-L,  
80 B-L, 85 B-L, 90 B-L,  
95 B-K, 100 D-J



**ZARA/B3**

HALF-PADDED BRA B-309

65 E-J, 70 D-L, 75 C-L,  
80 B-L, 85 B-L, 90 B-L,  
95 B-K, 100 D-J



**ZARA/B4**

PADDED BRA B-429

65 E-H, 70 D-H, 75 C-H,  
80 B-H, 85 B-G,  
90 B-F, 95 B-E



**ZARA/S**

THONG

Sizes: 36-52



**ZARA/F**

PANTY

Sizes: 36-52



**ZARA/FW**

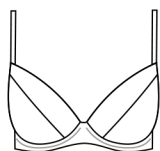
HIGH WAIST PANTY

Sizes: 36-52



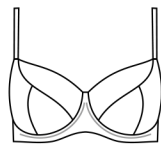
# CONSTRUCTIONS

SPRING/SUMMER 2023 COLLECTION



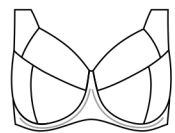
AMBER/B1  
CALMA/B1  
HARLOW/B1  
HOLLY/B1  
MABLE/B1

**B-103**



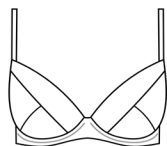
ZARA/B2 V2  
GABI/B2 V2

**B-209**



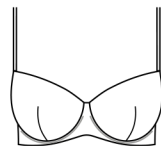
ANGEL/B3  
MABLE/B3

**B-309**




ZARA/B1

**B-108**



COCO/B2

**B-210**



AMBER/B4  
HARLOW/B4

**B-402**



PAMELA/B2

**B-201**



ZARA/B2 V1

**B-229**



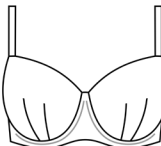
CHELSEA/B4  
LARA/B4

**B-406**



CHELSEA/B2  
GWEN/B2  
LARA/B2

**B-203**



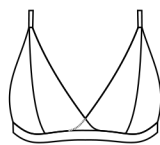
ANGEL/B2  
MABLE/B2

**B-239**




GWEN/B4

**B-407**




HARLOW/B2

**B-204A**



PAMELA/B3  
HOLLY/B3

**B-301**



ZARA/B4

**B-429**



GABI/B2 V1

**B-208**



AMBER/B3  
CALMA/B3  
CHELSEA/B3

**B-302A**

GORTEKS  
LINGERIE

CLASSIC COLLECTION



CARLA/B5  
CARLA/F



**CARLA/B5**  
MOULDED CUP BRA B-501

65 B-H, 70 A-H, 75 A-H,  
80 B-G, 85 B-F, 90 B-E,  
95 B-D



**CARLA/B5**  
MOULDED CUP BRA B-501

65 B-H, 70 A-H, 75 A-H,  
80 B-G, 85 B-F, 90 B-E,  
95 B-D



**CARLA/B5**  
MOULDED CUP BRA B-501

65 B-H, 70 A-H, 75 A-H,  
80 B-G, 85 B-F, 90 B-E,  
95 B-D



**CARLA/S**  
THONG  
Sizes: 36-46



**CARLA/S**  
THONG  
Sizes: 36-46



**CARLA/S**  
THONG  
Sizes: 36-46



**CARLA/F**  
PANTY  
Sizes: 36-48



**CARLA/F**  
PANTY  
Sizes: 36-48



**CARLA/F**  
PANTY  
Sizes: 36-48



CHARLIZE/PG1

CHARLIZE/F



**CHARLIZE/PG1**  
PUSH-UP HALF-CORSET PG-103

65 B-F, 70 A-F, 75 A-E,  
80 B-D, 85 B-C



**CHARLIZE/B2**  
SOFT BRA B-203

65 B-F, 70 A-F, 75 A-E,  
80 B-D, 85 B-C



**CHARLIZE/S**  
THONG

Sizes: 36-46



**CHARLIZE/F**  
PANTY

Sizes: 36-48



CHARLIZE/B2  
CHARLIZE/S



**CHARLIZE/PG1**  
PUSH-UP HALF-CORSET PG-103

65 B-F, 70 A-F, 75 A-E,  
80 B-D, 85 B-C



**CHARLIZE/B2**  
SOFT BRA B-203

65 B-F, 70 A-F, 75 A-E,  
80 B-D, 85 B-C



**CHARLIZE/S**  
THONG

Sizes: 36-46



**CHARLIZE/F**  
PANTY

Sizes: 36-48



CHARLIZE/B2  
CHARLIZE/S



**CHARLIZE/PG1**  
PUSH-UP HALF-CORSET PG-103

65 B-F, 70 A-F, 75 A-E,  
80 B-D, 85 B-C



**CHARLIZE/B2**  
SOFT BRA B-203

65 B-F, 70 A-F, 75 A-E,  
80 B-D, 85 B-C



**CHARLIZE/S**  
THONG

Sizes: 36-46



**CHARLIZE/F**  
PANTY

Sizes: 36-48



GABI/B2 V1  
GABI/F



**GABI/B2 V1**

SOFT BRA B-208

65 E-H, 70 D-H, 75 C-H,  
80 B-H, 85 B-G,  
90 B-F, 95 B-E



**GABI/B2 V2**

SOFT BRA B-209

65 E-J, 70 D-L, 75 C-L,  
80 B-L, 85 B-L, 90 B-L,  
95 B-K, 100 D-J



**GABI/F**

PANTY

Sizes: 36-52



**GABI/FW**

HIGH WAIST PANTY

Sizes: 36-52



GABI/B2 V2  
GABI/FW



**GABI/B2 V1**  
SOFT BRA B-208

65 E-H, 70 D-H, 75 C-H,  
80 B-H, 85 B-G,  
90 B-F, 95 B-E



**GABI/B2 V2**  
SOFT BRA B-209

65 E-J, 70 D-L, 75 C-L,  
80 B-L, 85 B-L, 90 B-L,  
95 B-K, 100 D-J



**GABI/F**  
PANTY

Sizes: 36-52



**GABI/FW**  
HIGH WAIST PANTY

Sizes: 36-52



GWEN/B4  
GWEN/F



**GWEN/B2**

SOFT BRA B-203

65 B-F, 70 A-F, 75 A-E,  
80 B-D, 85 B-C



**GWEN/B4**

PADDED BRA B-407

65 E-H, 70 D-H, 75 C-H,  
80 B-H, 85 B-G,  
90 B-F, 95 B-E



**GWEN/S**

THONG

Sizes: 36-46



**GWEN/F**

PANTY

Sizes: 36-48



**GWEN/PPW**

GARTER BELT

Sizes: 36-48



LUNA/B5  
LUNA/F



**LUNA/B1**

PUSH-UP BRA B-103

65 B-F, 70 A-F, 75 A-E,  
80 B-D, 85 B-C



**LUNA/B2**

SOFT BRA B-204

Sizes: 36-42



**LUNA/B4**

PADDED BRA B-402

65 C-H, 70 B-H, 75 B-H,  
80 B-H, 85 B-H, 90 B-H,  
95 B-G, 100 D-F



**LUNA/B5**

MOULDED CUP BRA B-502

65 E-J, 70 D-J, 75 C-J,  
80 B-I, 85 B-H, 90 B-G,  
95 B-F, 100 D-E



**LUNA/S**

THONG

Sizes: 36-46



**LUNA/F**

PANTY

Sizes: 36-48



**LUNA/FW**

HIGH WAIST PANTY

Sizes: 36-48



LUNA/B2  
LUNA/FW



**LUNA/B1**

PUSH-UP BRA B-103

65 B-F, 70 A-F, 75 A-E,  
80 B-D, 85 B-C



**LUNA/B2**

SOFT BRA B-204

Sizes: 36-42



**LUNA/B4**

PADDED BRA B-402

65 C-H, 70 B-H, 75 B-H,  
80 B-H, 85 B-H, 90 B-H,  
95 B-G, 100 D-F



**LUNA/B5**

MOULDED CUP BRA B-502

65 E-J, 70 D-J, 75 C-J,  
80 B-I, 85 B-H, 90 B-G,  
95 B-F, 100 D-E



**LUNA/S**

THONG

Sizes: 36-46



**LUNA/F**

PANTY

Sizes: 36-48



**LUNA/FW**

HIGH WAIST PANTY

Sizes: 36-48



MOON/B2  
MOON/S



**MOON/B1**  
PUSH-UP BRA B-107

65 B-F, 70 A-F, 75 A-E,  
80 B-D, 85 B-C



**MOON/B2**  
SOFT BRA B-203

65 B-F, 70 A-F, 75 A-E,  
80 B-D, 85 B-C



**MOON/B4**  
PADDED BRA B-406

65 C-H, 70 B-H, 75 B-H,  
80 B-H, 85 B-H, 90 B-H,  
95 B-G, 100 D-F



**MOON/S**  
THONG

Sizes: 36-46



**MOON/F**  
PANTY

Sizes: 36-48



**MOON/FW**  
HIGH WAIST PANTY

Sizes: 36-48



PAMELA/B3

PAMELA/F



**PAMELA/B2**

SOFT BRA B-201

65 C-H, 70 B-H, 75 B-H,  
80 B-H, 85 B-H, 90 B-H,  
95 B-G, 100 D-F



**PAMELA/B3**

HALF-PADDED BRA B-301

65 C-H, 70 B-H, 75 B-H,  
80 B-H, 85 B-H, 90 B-H,  
95 B-G, 100 D-F



**PAMELA/S**

THONG

Sizes: 36-46



**PAMELA/F**

PANTY

Sizes: 36-48



PAMELA/B2  
PAMELA/S



**PAMELA/B2**

SOFT BRA B-201

65 C-H, 70 B-H, 75 B-H,  
80 B-H, 85 B-H, 90 B-H,  
95 B-G, 100 D-F



**PAMELA/S**

THONG

Sizes: 36-46



**PAMELA/F**

PANTY

Sizes: 36-48



PAMELA/B2  
PAMELA/F



**PAMELA/B2**

SOFT BRA B-201

65 C-H, 70 B-H, 75 B-H,  
80 B-H, 85 B-H, 90 B-H,  
95 B-G, 100 D-F



**PAMELA/B2**

SOFT BRA B-201

65 C-H, 70 B-H, 75 B-H,  
80 B-H, 85 B-H, 90 B-H,  
95 B-G, 100 D-F



**PAMELA/S**

THONG

Sizes: 36-46



**PAMELA/S**

THONG

Sizes: 36-46



**PAMELA/F**

PANTY

Sizes: 36-48



**PAMELA/F**

PANTY

Sizes: 36-48



SCARLET/B3  
SCARLET/F



**SCARLET/B3**  
HALF-PADDED BRA B-302  
65 C-H, 70 B-H, 75 B-H,  
80 B-H, 85 B-H, 90 B-H,  
95 B-C, 100 D-F



**SCARLET/S**  
THONG  
Sizes: 36-46



**SCARLET/F**  
PANTY  
Sizes: 36-48



**SCARLET/SZ**  
SHORTS  
Sizes: 36-48



**SCARLET/PPN**  
GARTER BELT  
Sizes: 36-48



SCARLET/B3  
SCARLET/F



**SCARLET/B3**

HALF-PADDED BRA B-302

65 C-H, 70 B-H, 75 B-H,  
80 B-H, 85 B-H, 90 B-H,  
95 B-G, 100 D-F



**SCARLET/S**

THONG

Sizes: 36-46



**SCARLET/F**

PANTY

Sizes: 36-48



**SCARLET/SZ**

SHORTS

Sizes: 36-48



**SCARLET/PPN**

GARTER BELT

Sizes: 36-48



SCARLET/B3  
SCARLET/SZ



**SCARLET/B3**  
HALF-PADDED BRA B-302

65 C-H, 70 B-H, 75 B-H,  
80 B-H, 85 B-H, 90 B-H,  
95 B-G, 100 D-F



**SCARLET/S**  
THONG

Sizes: 36-46



**SCARLET/F**  
PANTY

Sizes: 36-48



**SCARLET/SZ**  
SHORTS

Sizes: 36-48



**SCARLET/PPN**  
GARTER BELT

Sizes: 36-48



VENUS/B5  
VENUS/S



**VENUS/B5**  
MOULDED CUP BRA B-502  
65 E-J, 70 D-J, 75 C-J,  
80 B-I, 85 B-H, 90 B-G,  
95 B-F, 100 D-E



**VENUS/B5**  
MOULDED CUP BRA B-502  
65 E-J, 70 D-J, 75 C-J,  
80 B-I, 85 B-H, 90 B-G,  
95 B-F, 100 D-E



**VENUS/S**  
THONG  
Sizes: 36-46



**VENUS/S**  
THONG  
Sizes: 36-46



**VENUS/SZ**  
SHORTS  
Sizes: 36-48



**VENUS/SZ**  
SHORTS  
Sizes: 36-48



YVETTE/B4  
YVETTE/F



**YVETTE/B4**  
PADDED BRA B-400A

65 C-H, 70 B-H, 75 B-H,  
80 B-H, 85 B-H, 90 B-H,  
95 B-G, 100 D-F



**YVETTE/S**  
THONG

Sizes: 36-46



**YVETTE/F**  
PANTY

Sizes: 36-48



YVETTE/B4  
YVETTE/F



**YVETTE/B4**  
PADDED BRA B-400A

65 C-H, 70 B-H, 75 B-H,  
80 B-H, 85 B-H, 90 B-H,  
95 B-G, 100 D-F



**YVETTE/S**  
THONG

Sizes: 36-46



**YVETTE/F**  
PANTY

Sizes: 36-48



YVETTE/B4  
YVETTE/F



**YVETTE/B4**

PADDED BRA B-400A

65 C-H, 70 B-H, 75 B-H,  
80 B-H, 85 B-H, 90 B-H,  
95 B-G, 100 D-F



**YVETTE/S**

THONG

Sizes: 36-46



**YVETTE/F**

PANTY

Sizes: 36-48



ZARA/B3

ZARA/F



**ZARA/B1**

PUSH-UP BRA B-108

65 B-F, 70 A-F, 75 A-E,  
80 B-D, 85 B-C



**ZARA/B2 V1**

SOFT BRA B-229

65 E-J, 70 D-L, 75 C-L,  
80 B-L, 85 B-L, 90 B-L,  
95 B-K, 100 D-J



**ZARA/B2 V2**

SOFT BRA B-209

65 E-J, 70 D-L, 75 C-L,  
80 B-L, 85 B-L, 90 B-L,  
95 B-K, 100 D-J



**ZARA/B3**

HALF-PADDED BRA B-309

65 E-J, 70 D-L, 75 C-L,  
80 B-L, 85 B-L, 90 B-L,  
95 B-K, 100 D-J



**ZARA/B4**

PADDED BRA B-429

65 E-H, 70 D-H, 75 C-H,  
80 B-H, 85 B-G,  
90 B-F, 95 B-E



**ZARA/S**

THONG

Sizes: 36-52



**ZARA/F**

PANTY

Sizes: 36-52



**ZARA/FW**

HIGH WAIST PANTY

Sizes: 36-52



ZARA/B2 V1  
ZARA/FW



**ZARA/B2 V1**

SOFT BRA B-229

65 E-J, 70 D-L, 75 C-L,  
80 B-L, 85 B-L, 90 B-L,  
95 B-K, 100 D-J



**ZARA/B3**

HALF-PADDED BRA B-309

65 E-J, 70 D-L, 75 C-L,  
80 B-L, 85 B-L, 90 B-L,  
95 B-K, 100 D-J



**ZARA/F**

PANTY

Sizes: 36-52



**ZARA/FW**

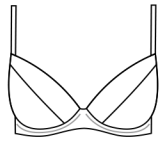
HIGH WAIST PANTY

Sizes: 36-52



# CONSTRUCTIONS

CLASSIC COLLECTION




LUNA/B1

**B-103**



GABI/B2 V1

**B-208**



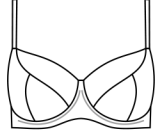
LUNA/B4

**B-402**



MOON/B1

**B-107**



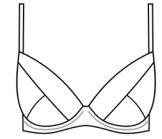
GABI/B2 V2  
ZARA/B2 V2

**B-209**



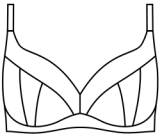
MOON/B4

**B-406**



ZARA/B1

**B-108**



ZARA/B2 V1

**B-229**



ZARA/B4

**B-429**



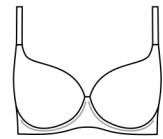
CHARLIZE/PG1

**PG-103**



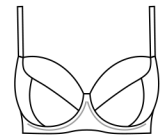
PAMELA/B3

**B-301**



CARLA/B5

**B-501**



PAMELA/B2

**B-201**



SCARLET/B3

**B-302**



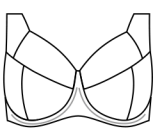
LUNA/B5  
VENUS/B5

**B-502**



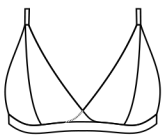
CHARLIZE/B2  
MOON/B2

**B-203**



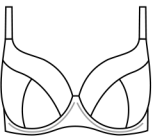
ZARA/B3

**B-309**



LUNA/B2

**B-204**



YVETTE/B4

**B-400A**

# SIZE CHARTS

B-103, B-107, B-108 | B-203,  
B-204A, B-210 | PG-103

	65	70	75	80	85
A		•	•		
B	•	•	•	•	•
C	•	•	•	•	•
D	•	•	•	•	•
E	•	•	•	•	•
F	•	•			

B-201 | B-301 PAMELA, B-302 SCARLET |  
B-400A YVETTE, B-402 LUNA, B-406 MOON

	65	70	75	80	85	90	95	100
B		•	•	•	•	•	•	
C	•	•	•	•	•	•	•	
D	•	•	•	•	•	•	•	•
E	•	•	•	•	•	•	•	•
F	•	•	•	•	•	•	•	•
G	•	•	•	•	•	•	•	•
H	•	•	•	•	•	•	•	•

	65	70	75	80	85	90	95	100
B				•	•	•	•	
C			•	•	•	•	•	
D	•	•	•	•	•	•	•	•
E	•	•	•	•	•	•	•	•
F	•	•	•	•	•	•	•	•
G	•	•	•	•	•	•	•	•
H	•	•	•	•	•	•	•	•
I	•	•	•	•	•	•	•	•
J	•	•	•	•	•	•	•	•
K		•	•	•	•	•	•	
L	•	•	•	•	•	•	•	•

	65	70	75	80	85	90	95
B				•	•	•	•
C			•	•	•	•	•
D	•	•	•	•	•	•	•
E	•	•	•	•	•	•	•
F	•	•	•	•	•	•	•
G	•	•	•	•	•	•	•
H	•	•	•	•	•	•	•

	65	70	75	80	85	90	95
A		•	•				
B	•	•	•			•	•
C	•	•	•	•	•	•	•
D	•	•	•	•	•	•	•
E	•	•	•	•	•	•	•
F	•	•	•	•	•		
G	•	•	•	•			
H	•	•	•				

	65	70	75	80	85	90	95	100
B				•	•	•	•	
C			•	•	•	•	•	
D	•	•	•	•	•	•	•	•
E	•	•	•	•	•	•	•	•
F	•	•	•	•	•	•	•	•
G	•	•	•	•	•	•	•	•
H	•	•	•	•	•	•	•	•
I	•	•	•	•	•	•	•	•
J	•	•	•	•	•	•	•	•

## SYMBOLS

**B1** PUSH-UP BRA

**B2** SOFT BRA

**B3** HALF-PADDED BRA

**B4** PADDED BRA

**B5** MOULDED CUP BRA

**PG1** PUSH-UP HALF-CORSET

**PPN** LOW WAIST GARTER BELT

**PPW** HIGH WAIST GARTER BELT

**MS** MINI-THONG

**S** THONG

**F** PANTY

**FW** HIGH WAIST PANTY

**SZ** SHORTS





„GORTEKS” sp. z o. o. sp. k.  
Al. Jana Pawła II 79 C  
15-704 Białystok, Poland  
telephone: +48 85 65 24 777  
e-mail: sales@gorteks.com.pl

Please visit our B2B platform: <https://b2b.gorteks.com.pl/>

